

Weekly commentary

March 28, 2022

BlackRock

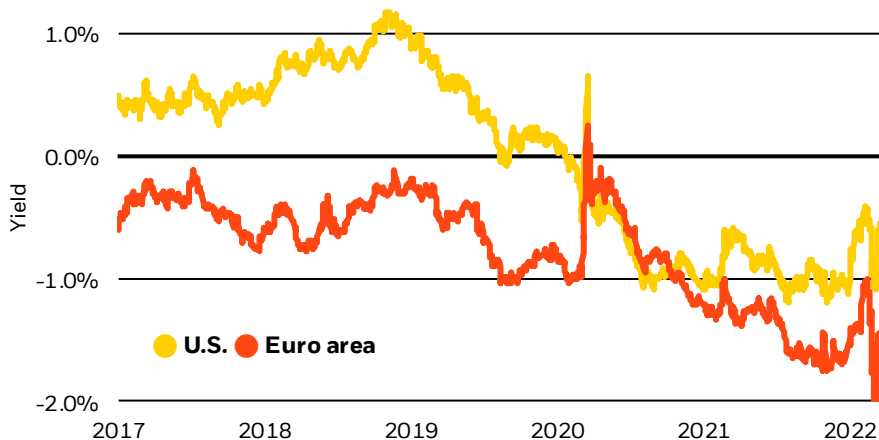
Energy shock, Fed spur new outlook

- We now prefer U.S. and Japanese equities over European stocks due to the energy shock. We stay underweight bonds because of the inflationary backdrop.
- Bond yields sprinted higher last week, with U.S. 10-year Treasuries hitting near three-year highs. Signs of weakening economic activity emerged in Europe.
- U.S. inflation and jobs data this week could guide the Fed in its rate hike path. We believe it will deliver on its hawkish rate projection this year - but then pause.

Much has changed since our [2022 outlook](#). The tragic war in Ukraine has resulted in a global energy shock. We see this increasing inflation, pressuring consumers and hurting growth, especially in Europe. The Fed has started to talk tough on inflation and has projected a large increase in rates. In our latest outlook update, we remain underweight bonds even as nominal yields have shot up this year, and reduce our European equities overweight in favor of U.S. and Japanese stocks.

Low real yields support equities

10-year real yields in the U.S. and euro area, 2017-2022



Sources: BlackRock Investment Institute, with data from, March 2022. Notes: The chart shows real yields in the euro area (shown as the GDP weighted yield of Germany, France and Italy) and the U.S., based on 10-year inflation-protected government bonds. The real yield strips out the expected impact of inflation over the next decade.

Russia's invasion of Ukraine has taken a horrible human toll and has resulted in a spike in commodities prices that is driving food and energy insecurity. This is dampening economic growth and exacerbating supply-driven inflation, with Europe most exposed among developed markets (DMs) as it tries to wean itself off Russian energy. Rising inflation has kept real, or inflation-adjusted, yields near record lows, as the chart shows, even as nominal yields have sprinted upward. Central banks are scrambling to normalize policy and raise rates this year – but we don't expect them to go quite as far in total hikes as markets currently expect. We expect long-term yields to edge up as investors demand more compensation for the risk of holding bonds amid high inflation. The result? We see more pain for bonds but believe stocks can thrive amid historically low real rates.



Wei Li

Global Chief Investment Strategist – BlackRock Investment Institute



Alex Brazier

Deputy Head – BlackRock Investment Institute



Elga Bartsch

Head of Macro Research – BlackRock Investment Institute



Vivek Paul

Senior Portfolio Strategist – BlackRock Investment Institute



Scott Thiel

Chief Fixed Income Strategist – BlackRock Investment Institute

Visit [BlackRock Investment Institute](#) for insights on global economy, markets and geopolitics.

**BlackRock
Investment
Institute**

Going into 2022, we nudged down portfolio risk as we saw a risk of markets pricing in aggressive central bank actions in an effort to contain inflation. This played out and pushed down both bonds and stocks – faster and harder than we expected. We added to our DM equities overweight at the expense of credit last month on a tactical horizon. Since then, three things have become clear to us: The commodities shock will make inflation even more persistent, the impact differs greatly by region, and central banks actually have made hawkish pivots in response.

Where does this leave our macro outlook? We believe the Fed will go ahead with its projected rate increases for this year, but then will pause as the effect of tightening on growth becomes clearer. We expect that the Fed and other central banks eventually will be forced to live with supply-driven inflation, rather than take policy rates above their neutral level. Doing so would risk destroying growth and employment, in our view. As a result, we expect the sum total of rate hikes to be historically low given the level of inflation. Investors will start to question the perceived safety of government bonds, we believe, against this backdrop of high inflation and debt levels. What are risks to our base case? First, central banks could slam the brakes and cause a recession in an effort to contain inflation. Second, inflation expectations could become unanchored: Markets and consumers could lose faith that central banks can keep a lid on prices. This possibility makes the first risk more real.

All this means that we see more downside risk for government bonds – even as 10-year U.S. Treasury yields are hovering near three-year highs. DM government bonds are less effective portfolio diversifiers in periods when supply shocks dominate, as they do now. Within the asset class, we prefer short-maturity bonds over long-term ones. Markets have been quick to price in the Fed’s hawkish rate projections. We think this repricing in short-term rates is overdone as we don’t expect the Fed to fully deliver on its projected grand total of rate increases over the next two years.

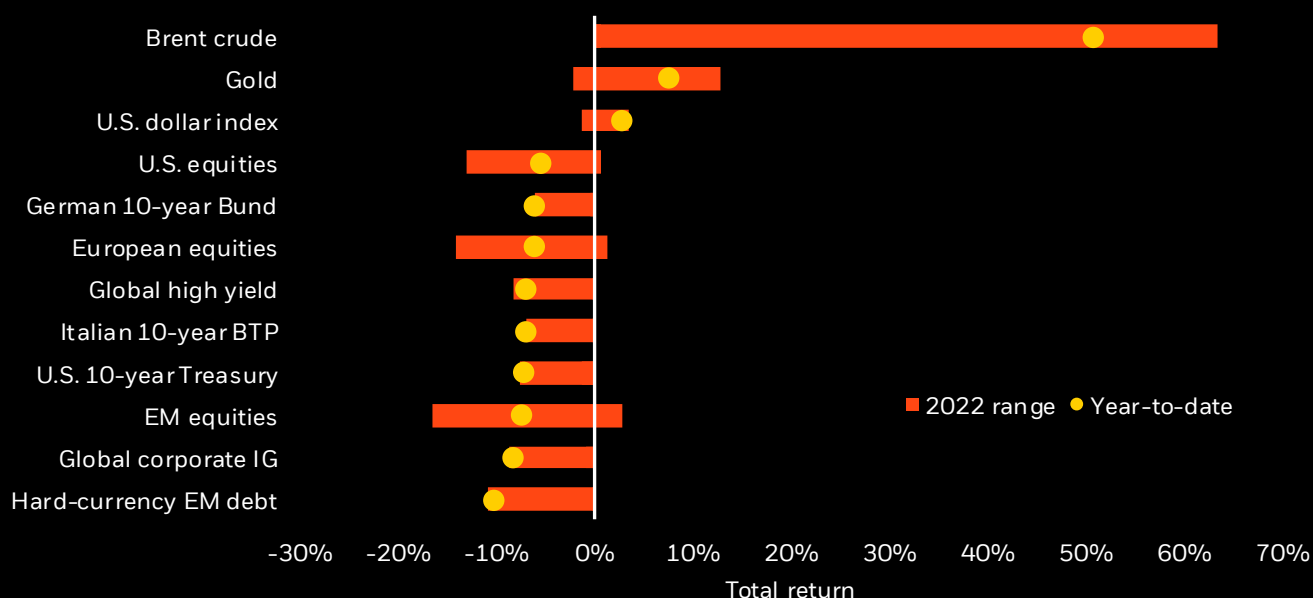
We remain pro risk on a tactical horizon and prefer equities over credit. The inflationary environment favors stocks, in our view, and many DM companies have been able to pass on rising costs and keep margins high. We also like the combination of low real rates, the restart’s economic growth cushion and reasonable equity valuations. We reduce our overweight to European equities as we see the energy shock hitting that region hardest. Also, prices have rebounded from the year’s lows. Why not shift to an underweight? We expect the European Central Bank to only slowly normalize policy. We increase our overweight to Japanese stocks on prospects of higher dividends and buybacks, and supportive policy. We like the U.S. stock market as we see its quality factor resilient to a broad range of economic scenarios, brightening its appeal.

Market backdrop

Government bond yields climbed last week, with 10-year U.S. Treasuries hitting near three-year highs, before falling back on worries of economic weakness. Data showed the Ukraine war’s economic impact is starting to affect economic activity in the euro area. The U.S. economy for now looks resilient, and we prefer U.S. stocks over European ones as a result.

Assets in review

Selected asset performance, 2022 year-to-date return and range



Past performance is not a reliable indicator of current or future results. Indexes are unmanaged and do not account for fees. It is not possible to invest directly in an index.
 Sources: BlackRock Investment Institute, with data from Refinitiv Datastream as of March 24, 2022. Notes: The two ends of the bars show the lowest and highest returns at any point this year to date, and the dots represent current year-to-date returns. Emerging market (EM), high yield and global corporate investment grade (IG) returns are denominated in U.S. dollars, and the rest in local currencies. Indexes or prices used are: spot Brent crude, ICE U.S. Dollar Index (DXY), spot gold, MSCI Emerging Markets Index, MSCI Europe Index, Refinitiv Datastream 10-year benchmark government bond index (U.S., Germany and Italy), Bank of America Merrill Lynch Global High Yield Index, J.P. Morgan EMBI Index, Bank of America Merrill Lynch Global Broad Corporate Index and MSCI USA Index.

Macro insights

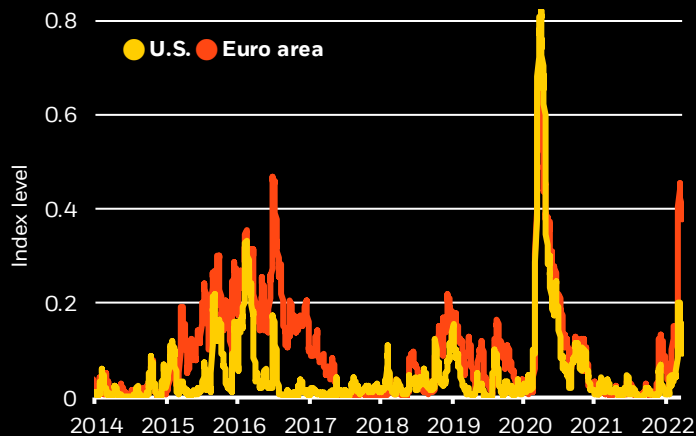
The war in Ukraine has sparked a surge in global energy and commodity prices – the main macroeconomic impact of the tragic conflict so far. The shock is largest in Europe, where natural gas prices shot up more than they did during previous energy price shocks.

Measures of systemic stress in the financial system are now rising – potentially highlighting another channel to transmit the shock. This is most pronounced in the euro area, as the chart shows. Countries with close geographic or commercial ties to Russia, such as Finland, Austria and Netherlands, have seen moves on a par with earlier stressed episodes in 2015–17. The U.S. stress indicator has ticked up, though the overall level remains much more muted than in the euro area.

Further financial stress increases the risk of market dislocations in the euro area. We believe the European Central Bank's policy normalization remains on track, yet the shock's hit to activity could temper the pace and size of interest rate increases. See our [macro insights](#).

Rising stress

Euro area and U.S. financial system stress, 2014–2022



Sources: BlackRock Investment Institute, European Central Bank, March 2022. Notes: The chart shows the ECB's composite index of systemic stress. This monitors a range of mainly market-based financial stress measures. See <https://sdw.ecb.europa.eu/browseExplanation.do?node=9689686> for more details.

Investment themes

1 Living with inflation

- We expect central banks to quickly normalize policy. We see a higher risk of the Federal Reserve slamming the brakes on the economy to deal with supply-driven inflation after raising rates for the first time since the pandemic.
- The Fed has projected a large and rapid increase in rates over the next two years. We see the Fed delivering on its projected rate path this year, but then pause to evaluate the effects on growth.
- Normalization means that central banks are unlikely to come to the rescue to halt a growth slowdown by cutting rates. The risk of inflation expectations becoming unanchored has increased as inflation becomes more persistent.
- We believe the eventual sum total of rate hikes will be historically low, given the level of inflation. DM central banks have already demonstrated they are more tolerant of inflation.
- The Bank of England hiked rates for a third time but signaled that it may pause policy normalization on concerns about the growth outlook from spiraling energy costs. This is the bind other central banks will likely face this year.
- The European Central Bank struck a hawkish tone earlier this month, planning to wind down asset purchases and leaving the door open for a rate increase later this year. We expect it to adopt a flexible stance in practice given the material hit to growth we see from higher energy prices.
- **Investment implication:** We prefer equities over fixed income and overweight inflation-linked bonds.

2 Cutting through confusion

- We had thought the unique mix of events – the restart of economic activity, virus strains, supply-driven inflation and new central bank frameworks – could cause markets and policymakers to misread the current surge in inflation.
- We saw the confusion play out with the aggressively hawkish repricing in markets this year – and central banks have sometimes been inconsistent in their messages and economic projections, in our view.
- The Russia-Ukraine conflict has aggravated inflation pressures and has put central banks in a bind. Trying to contain inflation will be more costly to growth and employment, and they can't cushion the growth shock.
- The sum total of expected rate hikes hasn't changed much even with the Fed's hawkish shift.
- **Investment implication:** We have tweaked our risk exposure to favor equities at the expense of credit.

3 Navigating net zero

- Climate risk is investment risk, and the narrowing window for governments to reach net-zero goals means that investors need to start adapting their portfolios today. The net-zero journey is not just a 2050 story; it's a now story.
- The West's decision to reduce reliance on Russian fossil fuels will encourage fossil fuel producers elsewhere to increase output, but we don't expect an overall increase in global supply and demand. We see the drive for greater energy security accelerating the transition in the medium term, especially in Europe.
- The green transition comes with costs and higher inflation, yet the economic outlook is unambiguously brighter than a scenario of no climate action or a disorderly transition. Both would generate lower growth and higher inflation, in our view. Risks around a disorderly transition are high – particularly if execution fails to match governments' ambitions to cut emissions.
- We favor sectors with clear transition plans. Over a strategic horizon, we like sectors that stand to benefit more from the transition, such as tech and healthcare, because of their relatively low carbon emissions.
- **Investment implication:** We favor DM equities over EM as we see them as better positioned in the green transition.

Week ahead

March 31

U.S. consumption and PCE inflation; Czech Republic monetary policy meeting

April 1

Euro area inflation; U.S. employment report

U.S. inflation and employment data may guide the U.S. Fed in the pace of raising rates after it delivered its first hike since 2018. We believe the Fed will deliver on projected rate increases this year but then pause. Inflation data won't reflect the jump in energy and food prices resulting from the Ukraine war, we think. Jobs data are likely to show a post-Omicron boost.

Directional views






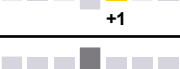
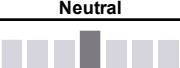




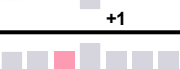
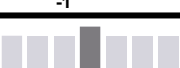



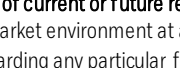

Strategic (long-term) and tactical (6-12 month) views on broad asset classes, March 2022

Asset	Strategic view	Tactical view
Equities	<p>+2</p>	<p>+1</p> <p>We increased our strategic equities overweight in the early 2022 selloff. We saw an opportunity for long-term investors in equities because of the combination of low real rates, strong growth and a change in valuations. Incorporating climate change in our expected returns brightens the appeal of developed market equities given the large weights of sectors such as tech and healthcare in benchmark indices. Tactically, we favor developed market equities over emerging market stocks, with a preference for the U.S. and Japan over Europe.</p>
Credit	<p>-1</p>	<p>-1</p> <p>We are underweight credit on a strategic and tactical basis against a backdrop of rising interest rates and high valuations. We prefer to take risk in equities instead. Tactically, we overweight local-currency EM debt on attractive valuations and potential income. A large risk premium compensates investors for inflation risk, in our view.</p>
Govt bonds	<p>-1</p>	<p>-1</p> <p>We are strategically underweight nominal government bonds given their diminished ability to act as portfolio diversifiers with yields near lower bounds. We see investors demanding higher compensation for holding government bonds amid rising inflation and debt levels. We prefer inflation-linked bonds instead. Tactically, we also underweight government bonds as we see the direction of travel for long-term yields as higher – even as yields have surged in 2022. We prefer inflation-linked bonds as portfolio diversifiers in the higher inflation regime.</p>
Private markets	<p>Neutral</p>	<p>—</p> <p>We believe non-traditional return streams, including private credit, have the potential to add value and diversification. Our neutral view is based on a starting allocation that is much larger than what most qualified investors hold. Many institutional investors remain underinvested in private markets as they overestimate liquidity risks, in our view. Private markets are a complex asset class and not suitable for all investors.</p>

Note: Views are from a U.S. dollar perspective. This material represents an assessment of the market environment at a specific time and is not intended to be a forecast of future events or a guarantee of future results. This information should not be relied upon by the reader as research or investment advice regarding any particular funds, strategy or security.

Granular views

Six- to 12-month tactical views on selected assets vs. broad global asset classes by level of conviction, March 2022

Asset	View	Commentary
Developed markets	 +2	We overweight DM stocks amid supportive fundamentals, robust earnings and low real yields. We see many DM companies well positioned in the inflationary backdrop thanks to pricing power. We prefer the U.S. and Japan over Europe.
United States	 +2	We overweight U.S. equities due to still strong earnings momentum. We see the Fed not fully delivering on its hawkish rate projections. We like the market's quality factor for its resiliency to a broad range of economic scenarios.
Europe	 +1	We reduce our overweight in European equities as we expect the energy shock to hit European growth hard. We like the market's cyclical bend in the inflationary backdrop and expect the ECB to only slowly normalize policy.
UK	 Neutral	We are neutral UK equities. We see the market as fairly valued and prefer other DM equities such as U.S. and Japanese stocks.
Japan	 +2	We increase our overweight to Japan equities on supportive monetary and fiscal policies - and the prospect of higher dividends and share buybacks.
China	 +1	We stay moderately overweight Chinese stocks as we see a shift to easier policies across the board. China's ties to Russia have created a new geopolitical concern that could pressure some investors to avoid Chinese assets.
Emerging markets	 Neutral	We are neutral EM equities and prefer DM equities, given more challenged restart dynamics, higher inflation pressures and tighter policies in EM.
Asia ex-Japan	 Neutral	We are neutral Asia ex-Japan equities. We prefer more targeted exposure to China because of easing monetary and regulatory policy.
U.S. Treasuries	 -1	We underweight U.S. Treasuries even as yields have surged this year. We see long-term yields move up further as investors demand a higher premium for holding governments bonds. We prefer short-maturity bonds instead.
Treasury Inflation-Protected Securities	 +1	We overweight U.S. TIPS as we see inflation as persistent and settling above pre-Covid levels. We prefer TIPS as diversifiers in the inflationary backdrop.
European government bonds	 -1	We underweight European government bonds. We see yields heading higher even as markets have adjusted to price in an end to negative rates and beyond.
UK gilts	 Neutral	We are neutral UK Gilts. We see market expectations of rate hikes as overdone amid constrained supply and weakening growth.
China government bonds	 +1	We overweight Chinese government bonds. Easier monetary policy alongside the relative stability of interest rates and potential income brighten their appeal.
Global investment grade	 -1	We underweight investment grade credit amid tight spreads and interest rate risk. We see more value in equities instead.
Global high yield	 Neutral	We are neutral high yield. We do not expect credit spreads to tighten but find the income potential attractive. We prefer to take risk in equities.
Emerging market – hard currency	 Neutral	We are neutral hard-currency EM debt. We expect it to gain support from higher commodities prices but remain vulnerable to rising U.S. yields.
Emerging market – local currency	 +1	We are modestly overweight local-currency EM debt on attractive valuations and potential income. Higher yields already reflect EM monetary policy tightening, in our view, and offer compensation for interest rate risk.
Asia fixed income	 +1	We stay overweight Asia fixed income. We find valuations in China compelling relative to risks. Outside China, we like Asian sovereigns and credit for income.

Past performance is not a reliable indicator of current or future results. It is not possible to invest directly in an index. Note: views are from a U.S. dollar perspective. This material represents an assessment of the market environment at a specific time and is not intended to be a forecast or guarantee of future results. This information should not be relied upon as investment advice regarding any particular fund, strategy or security.

BlackRock Investment Institute

The BlackRock Investment Institute (BII) leverages the firm's expertise and generates proprietary research to provide insights on the global economy, markets, geopolitics and long-term asset allocation – all to help our clients and portfolio managers navigate financial markets. BII offers strategic and tactical market views, publications and digital tools that are underpinned by proprietary research.

General disclosure: This material is intended for information purposes only, and does not constitute investment advice, a recommendation or an offer or solicitation to purchase or sell any securities to any person in any jurisdiction in which an offer, solicitation, purchase or sale would be unlawful under the securities laws of such jurisdiction. The opinions expressed are as of March 28, 2022 and are subject to change without notice. Reliance upon information in this material is at the sole discretion of the reader. Investing involves risks.

In the **U.S. and Canada**, this material is intended for public distribution. **In EMEA** Until 31 December 2020, issued by BlackRock Investment Management (UK) Limited, authorized and regulated by the Financial Conduct Authority. Registered office: 12 Throgmorton Avenue, London, EC2N 2DL. Tel: +44 (0)20 7743 3000. Registered in England and Wales No. 2020394, has issued this document for access by Professional Clients only and no other person should rely upon the information contained within it. For your protection telephone calls are usually recorded. Please refer to the Financial Conduct Authority website for a list of authorized activities conducted by BlackRock. From 1 January 2021, in the event the United Kingdom and the European Union do not enter into an arrangement which permits United Kingdom firms to offer and provide financial services into the European Union, the issuer of this material is: (i) BlackRock Investment Management (UK) Limited for all outside of the European Union; and (ii) BlackRock (Netherlands) B.V. for in the European Union, BlackRock (Netherlands) B.V. is authorized and regulated by the Netherlands Authority for the Financial Markets. Registered office Amstelplein 1, 1096 HA, Amsterdam, Tel: 020 – 549 5200, Tel: 31-20-549-5200. Trade Register No. 17068311 For your protection telephone calls are usually recorded. **In Switzerland**, for qualified investors in Switzerland: This document is marketing material. Until 31 December 2021, this document shall be exclusively made available to, and directed at, qualified investors as defined in the Swiss Collective Investment Schemes Act of 23 June 2006 ("CISA"), as amended. From 1 January 2022, this document shall be exclusively made available to, and directed at, qualified investors as defined in Article 10 (3) of the CISA of 23 June 2006, as amended, at the exclusion of qualified investors with an opting-out pursuant to Art. 5 (1) of the Swiss Federal Act on Financial Services ("FinSA"). For information on art. 8 / 9 Financial Services Act (FinSA) and on your client segmentation under art. 4 FinSA, please see the following website: www.blackrock.com/finsa. **For investors in Israel:** BlackRock Investment Management (UK) Limited is not licensed under Israel's Regulation of Investment Advice, Investment Marketing and Portfolio Management Law, 5755-1995 (the "Advice Law"), nor does it carry insurance thereunder. **In South Africa**, please be advised that BlackRock Investment Management (UK) Limited is an authorized financial services provider with the South African Financial Services Board, FSP No. 43288. **In the DIFC** this material can be distributed in and from the Dubai International Financial Centre (DIFC) by BlackRock Advisors (UK) Limited – Dubai Branch which is regulated by the Dubai Financial Services Authority (DFSA). This material is only directed at 'Professional Clients' and no other person should rely upon the information contained within it. BlackRock Advisors (UK) Limited - Dubai Branch is a DIFC Foreign Recognised Company registered with the DIFC Registrar of Companies (DIFC Registered Number 546), with its office at Unit 06/07, Level 1, AlFattan Currency House, DIFC, PO Box 506661, Dubai, UAE, and is regulated by the DFSA to engage in the regulated activities of 'Advising on Financial Products' and 'Arranging Deals in Investments' in or from the DIFC, both of which are limited to units in a collective investment fund (DFSA Reference Number F000738). **In the Kingdom of Saudi Arabia**, issued in the Kingdom of Saudi Arabia (KSA) by BlackRock Saudi Arabia (BSA), authorized and regulated by the Capital Market Authority (CMA), License No. 18-192-30. Registered under the laws of KSA. Registered office: 29th floor, Olaya Towers – Tower B, 3074 Prince Mohammed bin Abdulaziz St, Olaya District, Riyadh 12213 – 8022, KSA, Tel: +966 11 838 3600. The information contained within is intended strictly for Sophisticated Investors as defined in the CMA Implementing Regulations. Neither the CMA or any other authority or regulator located in KSA has approved this information. The information contained within, does not constitute and should not be construed as an offer of, invitation or proposal to make an offer for, recommendation to apply for or an opinion or guidance on a financial product, service and/or strategy. Any distribution, by whatever means, of the information within and related material to persons other than those referred to above is strictly prohibited. **In the United Arab Emirates** this material is only intended for –natural Qualified Investor as defined by the Securities and Commodities Authority (SCA) Chairman Decision No. 3/RM. of 2017 concerning Promoting and Introducing Regulations. Neither the DFSA or any other authority or regulator located in the GCC or MENA region has approved this information. **In the State of Kuwait**, those who meet the description of a Professional Client as defined under the Kuwait Capital Markets Law and its Executive Bylaws. **In the Sultanate of Oman**, to sophisticated institutions who have experience in investing in local and international securities, are financially solvent and have knowledge of the risks associated with investing in securities. **In Qatar**, for distribution with pre-selected institutional investors or high net worth investors. **In the Kingdom of Bahrain**, to Central Bank of Bahrain (CBB) Category 1 or Category 2 licensed investment firms, CBB licensed banks or those who would meet the description of an Expert Investor or Accredited Investors as defined in the CBB Rulebook. The information contained in this document, does not constitute and should not be construed as an offer of, invitation, inducement or proposal to make an offer for, recommendation to apply for or an opinion or guidance on a financial product, service and/or strategy. **In Singapore**, this is issued by BlackRock (Singapore) Limited (Co. registration no. 200010143N). This advertisement or publication has not been reviewed by the Monetary Authority of Singapore. **In Hong Kong**, this material is issued by BlackRock Asset Management North Asia Limited and has not been reviewed by the Securities and Futures Commission of Hong Kong. **In South Korea**, this material is for distribution to the Qualified Professional Investors (as defined in the Financial Investment Services and Capital Market Act and its sub-regulations). **In Taiwan**, independently operated by BlackRock Investment Management (Taiwan) Limited. Address: 28F., No. 100, Songren Rd., Xinyi Dist, Taipei City 110, Taiwan. Tel: (02)23261600. **In Japan**, this is issued by BlackRock Japan, Co., Ltd. (Financial Instruments Business Operator: The Kanto Regional Financial Bureau. License No 375, Association Memberships: Japan Investment Advisers Association, the Investment Trusts Association, Japan, Japan Securities Dealers Association, Type II Financial Instruments Firms Association.) For Professional Investors only (Professional Investor is defined in Financial Instruments and Exchange Act). **In Australia**, issued by BlackRock Investment Management (Australia) Limited ABN 13 006 165 975 AFSL 230 523 (BIMAL). The material provides general information only and does not take into account your individual objectives, financial situation, needs or circumstances. **In China**, this material may not be distributed to individuals resident in the People's Republic of China ("PRC", for such purposes, excluding Hong Kong, Macau and Taiwan) or entities registered in the PRC unless such parties have received all the required PRC government approvals to participate in any investment or receive any investment advisory or investment management services. **For Other APAC Countries**, this material is issued for Institutional Investors only (or professional/sophisticated /qualified investors, as such term may apply in local jurisdictions). **In Latin America**, for institutional investors and financial intermediaries only (not for public distribution). This material is for educational purposes only it is your responsibility to inform yourself of, and to observe, all applicable laws and regulations of your relevant jurisdiction. The securities regulators of any country within Latin America have not confirmed the accuracy of any information contained herein. No information discussed herein can be provided to the general public in Latin America. **In Mexico**, these materials are being shared in the understanding that the addressee is an Institutional or Qualified investor as defined under Mexican Securities (Ley del Mercado de Valores).

©2022 BlackRock, Inc. All Rights Reserved. **BLACKROCK** is a trademark of BlackRock, Inc., or its subsidiaries in the United States and elsewhere. All other trademarks are those of their respective owners.

BlackRock

Not FDIC Insured • May Lose Value • No Bank Guarantee